



MINISTRY OF
EDUCATION
GOVERNMENT OF INDIA

District Report Card for Aspirational Districts

VISAKHAPATNAM (Andhra Pradesh)

Percentage of student
performing below basic

12%



INTRODUCTION

The District Report Card (DRC) presents the academic achievement of school students at the District Level along with the participation rate of students and schools in the National Achievement Survey (NAS). The DRC communicates the findings of the NAS for classes III, V, VIII and X.



MINISTRY OF
EDUCATION
GOVERNMENT OF INDIA

NAS 2017

National Achievement Survey
Class III, V, VIII and X

District Report Card for Aspirational Districts VISAKHAPATNAM (Andhra Pradesh)

विद्यया ऽ मृतमश्नुते



एन सी ई आर टी
NCERT

राष्ट्रीय शैक्षिक अनुसंधान और प्रशिक्षण परिषद्
NATIONAL COUNCIL OF EDUCATIONAL RESEARCH AND TRAINING

ISBN 978-93-91444-55-6

NAS 2017-18

Classes III, V, VIII and X

District Report Card for Aspirational Districts VISAKHAPATNAM (Andhra Pradesh)

First Edition

October 2021 Ashwina 1943

© National Council of Educational Research and Training, 2021

All rights reserved. No part of this report may be reproduced in any form or by any electronic or mechanical means – except in the case of brief quotations embodied in articles or reviews – without written permission from its publisher.




Unpriced — Printed Digitally

Published at the NAS Cell by Secretary, National Council of Educational Research and Training, Sri Aurobindo Marg, New Delhi 110016.

Highlights




Class
3

Performance of students
(in percent correct)

-  **71%** (EVS)
-  **78%** (Language) and
-  **71%** (Mathematics)





Class
5

Performance of students
(in percent correct)

-  **55%** (EVS)
-  **61%** (Language) and
-  **55%** (Mathematics)






Class
8

Performance of students
(in percent correct)

-  **55%** (Language)
-  **42%** (Mathematics)
-  **44%** (Science) and
-  **44%** (Social Science)

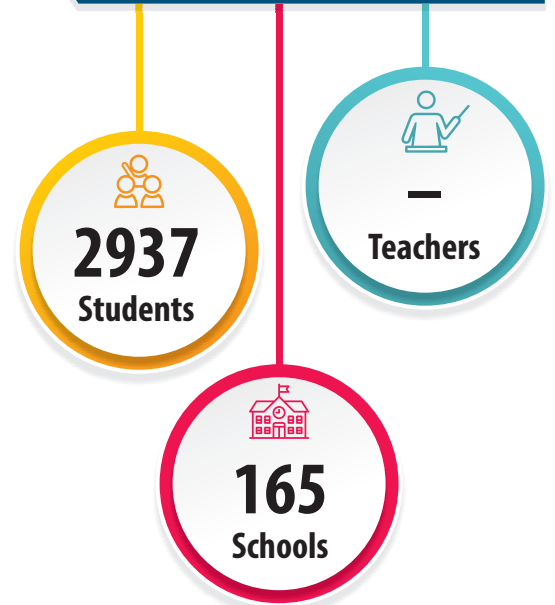
Class
10

Performance of students
(in percent correct)

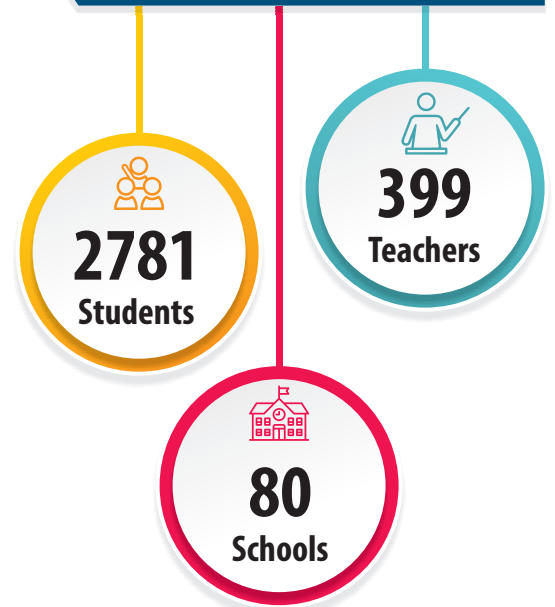
-  **43%** (Modern Indian Language)
-  **47%** (English)
-  **41%** (Mathematics)
-  **43%** (Science) and
-  **44%** (Social Science)

Participation

Class 3, 5 and 8



Class 10

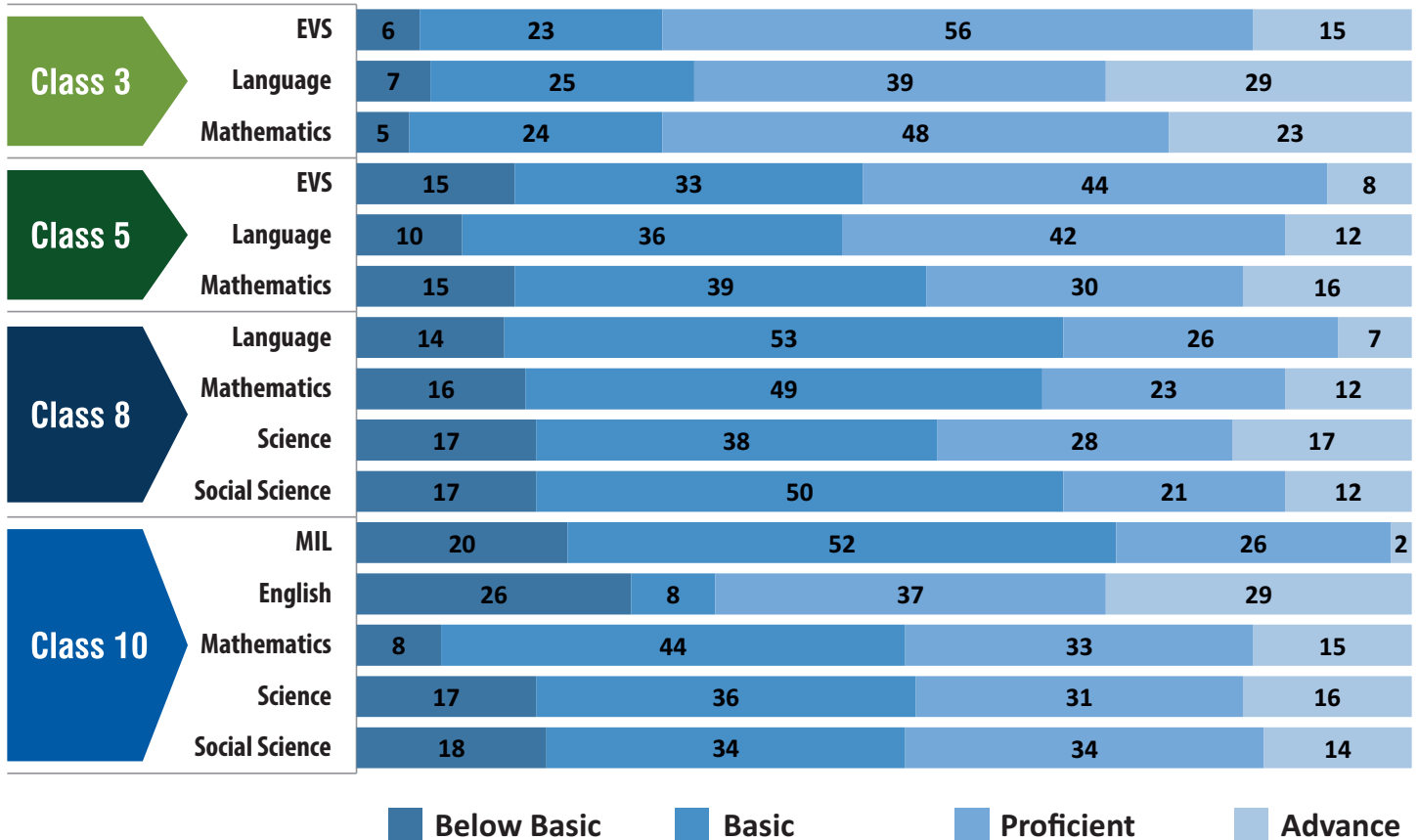


Average Achievement (in percent correct)

■ District Average ■ State Average ■ National Average



Percentage of Students by Performance Level



■ Below Basic ■ Basic ■ Proficient ■ Advance



Performance by Gender

		Class 3		Class 5		Class 8		Class 10	
		Boys	Girls	Boys	Girls	Boys	Girls	Boys	Girls
EVS	District	70	72	57	54	--	--	--	--
	State	71	73	63	61	--	--	--	--
	National	63	63	55	56	--	--	--	--
Language/English	District	77	78	63	60	52	58	47	48
	State	77	78	66	65	58	58	42	44
	National	66	67	56	57	55	56	36	37
Mathematics	District	72	71	58	53	39	45	43	40
	State	72	73	63	63	50	49	41	41
	National	62	62	52	52	41	41	34	33
Science	District	--	--	--	--	40	48	43	43
	State	--	--	--	--	48	48	40	42
	National	--	--	--	--	43	43	34	34
Social Science	District	--	--	--	--	41	47	44	44
	State	--	--	--	--	48	49	42	43
	National	--	--	--	--	42	43	39	39
MIL	District	--	--	--	--	--	--	42	44
	State	--	--	--	--	--	--	42	45
	National	--	--	--	--	--	--	47	49



Performance by Location

		Class 3		Class 5		Class 8		Class 10	
		Rural	Urban	Rural	Urban	Rural	Urban	Rural	Urban
EVS	District	71	71	55	56	--	--	--	--
	State	73	67	62	61	--	--	--	--
	National	69	73	61	56	--	--	--	--
Language/English	District	77	79	59	65	54	57	45	50
	State	79	72	65	64	58	57	42	46
	National	74	70	61	58	54	53	33	43
Mathematics	District	73	69	54	58	42	42	42	41
	State	74	68	63	63	51	45	41	41
	National	72	72	67	62	43	35	29	39
Science	District	--	--	--	--	45	42	44	42
	State	--	--	--	--	49	43	41	41
	National	--	--	--	--	44	40	34	37
Social Science	District	--	--	--	--	46	39	45	43
	State	--	--	--	--	50	43	43	42
	National	--	--	--	--	44	45	36	41
MIL	District	--	--	--	--	--	--	43	43
	State	--	--	--	--	--	--	43	44
	National	--	--	--	--	--	--	37	40



Performance by Management

		Class 3		Class 5		Class 8		Class 10		
		Govt.	Govt. Aided	Govt.	Govt. Aided	Govt.	Govt. Aided	Govt.	Govt. Aided	Private
EVS	District	69	57	63	60	--	--	--	--	--
	State	73	73	69	67	--	--	--	--	--
	National	63	41	56	35	--	--	--	--	--
Language/English	District	71	63	68	66	64	68	40	38	54
	State	77	77	73	72	64	64	41	39	52
	National	66	43	57	37	55	41	28	21	42
Mathematics	District	71	63	59	59	50	55	35	39	43
	State	74	74	68	68	53	52	40	39	44
	National	63	41	52	33	41	29	27	20	36
Science	District	--	--	--	--	49	53	36	34	43
	State	--	--	--	--	55	54	40	38	43
	National	--	--	--	--	43	30	28	21	36
Social Science	District	--	--	--	--	46	52	45	43	44
	State	--	--	--	--	53	53	48	45	43
	National	--	--	--	--	43	30	32	23	41
MIL	District	--	--	--	--	--	--	51	52	45
	State	--	--	--	--	--	--	56	54	46
	National	--	--	--	--	--	--	37	28	52



Performance by Social Group

		Class 3				Class 5				Class 8				Class 10			
		SC	ST	OBC	Oth.	SC	ST	OBC	Oth.	SC	ST	OBC	Oth.	SC	ST	OBC	Oth.
EVS	District	80	65	72	73	54	47	58	69	--	--	--	--	--	--	--	--
	State	73	68	73	71	58	58	65	64	--	--	--	--	--	--	--	--
	National	63	61	64	64	55	54	56	57	--	--	--	--	--	--	--	--
Language/English	District	84	71	79	82	55	54	65	71	59	46	57	58	43	37	48	53
	State	78	77	78	77	61	61	69	68	56	55	59	60	39	36	43	49
	National	66	64	67	67	56	56	57	58	55	52	57	58	34	34	36	39
Mathematics	District	80	65	72	75	52	45	59	67	45	36	43	48	43	32	43	43
	State	73	70	73	73	58	59	66	67	47	46	51	50	37	36	41	45
	National	62	60	63	64	52	50	53	54	40	39	41	42	32	31	34	36
Science	District	--	--	--	--	--	--	--	--	43	36	45	52	39	37	44	46
	State	--	--	--	--	--	--	--	--	46	44	49	49	39	38	41	44
	National	--	--	--	--	--	--	--	--	42	41	44	44	33	33	34	35
Social Science	District	--	--	--	--	--	--	--	--	46	38	44	53	43	35	45	48
	State	--	--	--	--	--	--	--	--	47	44	49	49	41	40	43	45
	National	--	--	--	--	--	--	--	--	42	40	43	44	38	38	39	41
MIL	District	--	--	--	--	--	--	--	--	--	--	--	--	40	41	42	47
	State	--	--	--	--	--	--	--	--	--	--	--	--	42	40	43	46
	National	--	--	--	--	--	--	--	--	--	--	--	--	47	45	49	51

What Children say about Schools?

49%

students use same language at home as medium of instruction in the class

66%

students could understand, what teachers teach in the class

69%

students avail library facility in the school.

82%

students of class 10 have science laboratory facility in school

60%

students of class 10 used Internet for school project and assignment

67%

children get parental support for their educational achievement

73%

parents involve in school activities

What teachers responded about school?

43%

teachers have adequate instructional material and supplies.

49%

teachers have adequate work space.

22%

teachers say that they are overloaded with the work.

9%

teachers have responded that the school building need significant repair.

7%

teachers have responded that lack of Drinking water facilities in school.

12%

teachers have responded that inadequate toilet facilities in school.

69%

teachers participated in professional development program.

What head teacher responded about school ?

43%

of schools have adequate qualified teaching staff.

33%

of schools have adequate supporting staff.

36%

of schools have adequate audio visual resources.

34%

of schools have adequate library resources.

89%

of schools participate in sports activities.

Performance of the District in Learning Outcomes (LOs)

Class 3

LO Code	Learning Outcomes for Class 3	Average Performance (in percent)
Language		
L304	Reads small texts with comprehension i.e., identifies main ideas, details, sequence and draws conclusions	77
L312	Reads printed scripts on the classroom walls: poems, posters, charts etc	77
Mathematics		
M301	Reads and writes numbers up to 999 using place value	73
M302	Compares numbers up to 999 based on their place values	81
M303	Solves simple daily life problems using addition and subtraction of three digit numbers with and without regrouping	69
M304	Constructs and uses the multiplication facts (up till 10) in daily life situations	72
M305	Analyses and applies an appropriate number operation in the situation/ context	63
M306	Explains the meaning of division facts by equal grouping/sharing and finds it by repeated subtraction	73
M309	Identifies and makes 2D-shapes by paper folding, paper cutting on the dot grid, using straight lines etc.	87
M311	Fills a given region leaving no gaps using a tile of a given shape	16
M312	Estimates and measures length and distance using standard units like centimeters or meters & identifies relationships	27
M317	Reads the time correctly to the hour using a clock/watch	79
M318	Extends patterns in simple shapes and numbers	63
M319	Records data using tally marks, represents pictorially and draws conclusions	84
EVS		
E302	Identifies simple features (e.g. movement, at places found/ kept, eating habits, sounds) of animals and birds in the immediate surroundings.	60
E303	Identifies relationships with and among family members	72
E304	Identifies objects, signs (vessels, stoves, transport, means of communication, transport, signboards), places (types of houses/shelters, bus stand, petrol pump) activities (works people do, cooking processes) at home/school/neighbourhood	63
E305	Describes need of food for people of different age groups, animals/birds, availability of food and water and use of water at home and surroundings	81
E307	Groups objects, birds, animals, features, activities according to differences/similarities using different senses. (e.g. appearance/place of living/ food/ movement/ likes-dislikes/ any other features)	76
E309	Identifies directions, location of objects/places in simple maps using signs/symbols/verbally	61
E310	Guesses properties, estimates quantities of materials/activities in daily life and verifies using symbols/non-standard units.	76
E311	Records observations, experiences, information on objects/activities/places visited in different ways and predicts patterns etc.	62
E313	Observes rules in games (local. indoor, outdoor)	46
E314	Voices opinion on good/bad touch , stereotypes for tasks/play/food in family w.r.t gender, misuse/wastage of food and water in family and school.	84

Class 5

LO Code	Learning Outcomes for Class 5	Average Performance (in percent)
Language		
L504	Reads and comprehends independently storybooks, news items/ headlines, advertisements etc.	58
L508	Reads text with comprehension, locates details and sequence of events	64
Mathematics		
M401	Applies operations of numbers in daily life situations	59
M412	Explores the area and perimeter of simple geometrical shapes (triangle, rectangle, square) in terms of given shape as a unit	44
M418	Calculates time intervals/duration of familiar daily life events by using forward or backward counting/addition and subtraction	69
M421	Represent the collected information in tables and bar graphs and draws inferences from these	68
M501	Reads and writes numbers bigger than 1000 being used in her/his surroundings	47
M504	Estimates sum, difference, product and quotient of numbers and verifies the same using different strategies like using standard algorithms or breaking a number and then using operation	49
M505	Finds the number corresponding to part of a collection	54
M506	Identifies and forms equivalent fractions of a given fraction	52
M508	Converts fractions into decimals and vice versa	58
M509	Classifies angles into right angle, acute angle, obtuse angle and represents the same by drawing and tracing	56
M512	Relates different commonly used larger and smaller units of length, weight and volume and converts larger units to smaller units and vice versa	57
M513	Estimates the volume of a solid body in known units	53
M514	Applies the four fundamental arithmetic operations in solving problems involving money, length, mass, capacity and time intervals	52
M515	Identifies the pattern in triangular number and square number	43
M516	Collects data related to various daily life situations, represents it in tabular form and as bar graphs and interprets it.	76
EVS		
E403	Identifies relationship with and among family members in extended family	69
E410	Records observations/experiences/information for objects, activities, phenomena, places visited in different ways and predicts patterns and activities/ phenomena	67
E501	Explains the super senses and unusual features (sight, smell, hear, sleep, sound, etc.) of animals and their responses to light, sound, food etc	46
E503	Describes the interdependence among animals, plants and humans	54
E504	Explains the role and functions of different institutions in daily life (Bank, Panchayat, cooperatives, police station, etc.)	68
E505	Establishes linkages among terrain, climate, resources (food, water, shelter, livelihood) and cultural life. (e.g. life in distant/difficult areas like hot/cold deserts).	32
E506	Groups objects, materials, activities for features/properties such as shape, taste, colour, texture, sound, traits etc.	38
E507	Traces the changes in practices, customs, techniques of past and present through coins, paintings, monuments, museum etc. and interacting with elders	57

LO Code	Learning Outcomes for Class 5	Average Performance (in percent)
E508	Guesses (properties, conditions of phenomena), estimates spatial quantities (distance, area, volume, weight etc.) and time in simple standard units and verifies using simple tools/set ups	53
E509	Records observations/experiences/information in an organized manner (e.g. in tables/ sketches/ bar graphs/ pie charts) and predicts patterns in activities/phenomena to establish relation between cause and effect	53
E510	Identifies signs, directions, location of different objects/landmarks of a locality /place visited in maps and predicts directions w.r.t. positions at different places for a location	60
E512	Voices opinions on issues observed/experienced and relates practices /happenings to larger issues of society.	58
E513	Suggests ways for hygiene, health, managing waste, disaster/emergency situations and protecting/saving resources	69

Class 8

LO Code	Learning Outcomes for Class 8	Average Performance (in percent)
Language		
L813	Read textual/non-textual materials with comprehension and identifies the details, characters, main idea and sequence of ideas and events while reading	54
Mathematics		
M601	Solves problems involving large numbers by applying appropriate operations	36
M606	Solves problems on daily life situations involving addition and subtraction of fractions / decimals	39
M620	Finds out the perimeter and area of rectangular objects in the surroundings like floor of the class room, surfaces of a chalk box etc.	40
M621	Arranges given/collected information in the form of table, pictograph and bar graph and interprets them	45
M702	Interprets the division and multiplication of fractions	40
M705	Solves problems related to daily life situations involving rational numbers	43
M706	Uses exponential form of numbers to simplify problems involving multiplication and division of large numbers.	31
M707	Adds/subtracts algebraic expressions	54
M710	Solves problems related to conversion of percentage to fraction and decimal and vice versa	34
M717	Finds out approximate area of closed shapes by using unit square grid/ graph sheet	33
M719	Finds various representative values for simple data from her/his daily life contexts like mean, median and mode	51
M721	Interprets data using bar graph such as consumption of electricity is more in winters than summer	54
M801	Generalises properties of addition, subtraction, multiplication and division of rational numbers through patterns	35
M802	Finds rational numbers between two given rational numbers	44
M803	Proves divisibility rules of 2, 3,4, 5, 6, 9 and 11	51
M804	Finds squares, cubes, square roots and cube roots of numbers using different methods.	43
M808	Use various algebraic identities in solving problems of daily life.	49
M812	Verifies properties of parallelogram and establishes the relationship between them through reasoning	37
M818	Finds surface area and volume of cuboidal and cylindrical object	28
M819	Draws and interprets bar charts and pie charts	37

LO Code	Learning Outcomes for Class 8	Average Performance (in percent)
Science		
SCI703	Classifies materials and organisms based on properties/characteristics	42
SCI704	Conducts simple investigation to seek answers to queries	27
SCI705	Relates processes and phenomenon with causes	46
SCI708	Measures and calculates e.g., temperature; pulse rate; speed of moving objects; time period of a simple pendulum, etc	49
SCI710	Plots and interprets graphs	45
SCI711	Constructs models using materials from surroundings and explains their working	38
SCI801	Differentiates materials, organism and processes	49
SCI804	Relates processes and phenomenon with causes	51
SCI805	Explains processes and phenomenon	39
SCI807	Measures angles of incidence and reflection, etc.	40
SCI811	Applies learning of scientific concepts in day-to-day life	50
SCI813	Makes efforts to protect environment	48
Social Science		
SST605	Identifies latitudes and longitudes, e.g., poles, equator, tropics, States/UTs of India and other neighbouring countries on globe and the world map	52
SST610	Locates important historical sites, places on an outline map of India	26
SST625	Describes the functioning of rural and urban local government bodies in sectors like health and education	25
SST703	Explains preventive actions to be undertaken in the event of disasters	29
SST704	Describes formation of landforms due to various factors	42
SST722	Explains the significance of equality in democracy	31
SST726	Describes the process of election to the legislative assembly	57
SST731	Explains the functioning of media with appropriate examples from newspapers.	52
SST733	Differentiates between different kinds of markets	69
SST734	Traces how goods travel through various market places.	53
SST802	Describes major crops, types of farming and agricultural practices in her/his own area/state	71
SST805	Locates distribution of important minerals e.g. coal and mineral oil on the world map	46
SST807	Justifies judicious use of natural resources	46
SST809	Draws interrelationship between types of farming and development in different regions of the world	43
SST810	Distinguishes the modern period from the medieval and the ancient periods through the use of sources	47
SST815	Explains the origin, nature and spread of the revolt of 1857 and the lessons learned from it	46
SST816	Analyses the decline of pre-existing urban centers and handicraft industries and the development of new urban centers and industries in India during the colonial period	38
SST818	Analyses the issues related to caste, women, widow remarriage, child marriage, social reforms and the laws and policies of colonial administration towards these issues	34
SST823	Applies the knowledge of the Fundamental Rights to find out about their violation, protection and promotion in a given situation	32
SST827	Describes the process of making a law. (e.g. Domestic Violence Act, RTI Act, RTE Act)	37
SST831	Identifies the role of Government in providing public facilities such as water, sanitation, road, electricity etc., and recognizes their availability	38
SST833	Draws bar diagram to show population of different countries/India/states	62

Performance of Students: Content wise

Subjects	District Average (% correct)	State Average (% correct)	Significant Difference
Mathematics	41.57	40.94	↔
Algebra	44.30	42.76	↔
Coordinate Geometry	36.03	37.15	↔
Mensuration	39.58	38.23	↔
Geometry	39.53	39.16	↔
Statistics	41.01	40.83	↔
Trigonometry	46.63	46.48	↔
Number System	42.31	42.12	↔
Probability	43.43	43.25	↔
SCIENCE	43.12	41.20	↑
Food	42.70	45.72	↔
Materials	44.10	40.61	↑
The world of living	49.15	48.66	↔
Moving things, people and ideas	39.79	37.78	↑
How things work	34.25	32.13	↑
Natural phenomena	34.38	32.30	↔
Natural resources	41.46	43.34	↔
SOCIAL SCIENCE	44.44	43.16	↔
Political Science	43.81	43.03	↔
History	39.89	38.30	↔
Economics	52.17	51.06	↔
Geography	41.87	40.26	↑
ENGLISH	47.50	43.30	↑
Reading Comprehension	49.90	45.71	↑
Language Element	45.20	40.95	↑
MODERN INDIAN LANGUAGE (MIL)	53.10	54.54	↔
Reading Comprehension	53.10	54.54	↔

Project Team

MoE

- Smt. Anita Karwal, *Secretary, Department of School Education and Literacy (SE&L)*
- Shri. Maneesh Garg, *Joint Secretary, Department of School Education and Literacy (SE&L)*
- Shri. JP Pandey, *Director, Department of School Education and Literacy (SE&L)*

NCERT

- Prof. Sridhar Srivastava, *I/c Director, NCERT*
- Prof. Indrani Bhaduri, *Head, ESD and National Coordinator, NAS*
- Dr. Sukhvinder, *Associate Professor, ESD*
- Dr. Vishal D. Pajankar, *Assistant Professor, ESD*
- Dr. Satya Bhushan, *Assistant Professor, ESD*
- Dr. Gulfam, *Assistant Professor, ESD*

Project Supporting Staff (NCERT)

- Ms. Bhaswati De, *Data Manager*
- Mr. Sajid Khalil, *Senior Graphic Designer-cum-Visualizer*
- Mr. Puneet Bholra, *System Analyst*

State Functionaries

State Directorate of Education, SCERTs, SIEs, DIETs, Schools

For any clarification, please contact:
indranibhaduri@nationalachievementsurvey.co.in

विद्यया ऽ मृतमश्नुते



एन सी ई आर टी
NCERT

National Achievement Survey (NAS) Cell

राष्ट्रीय शैक्षिक अनुसंधान और प्रशिक्षण परिषद्
National Council of Educational Research and Training
Sri Aurobindo Marg, New Delhi - 110016

www.ncert.nic.in